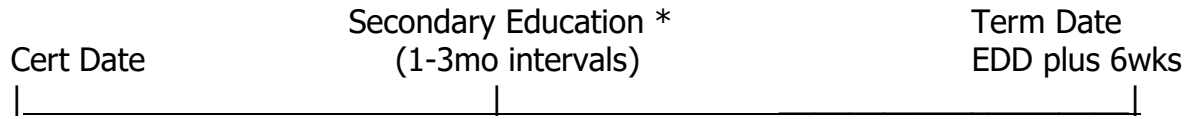


WIC Certification Periods

- I. **Pregnant Women (PG)** are certified for the duration of their pregnancy through 6 weeks postpartum (Including women who terminated pregnancy early due to miscarriage, etc.)

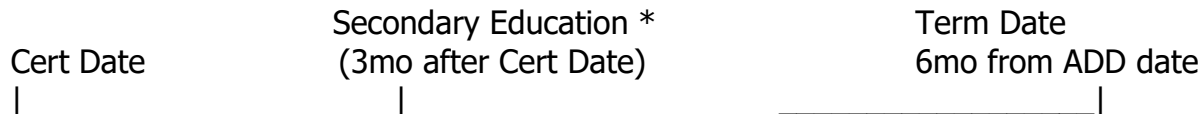


- II. **Breastfeeding Women (BE, BP)** are certified from their actual date of delivery (ADD) plus 12 months minus 1 day. All women exclusively or partially breastfeeding to any degree, are categorized as a breastfeeding woman.

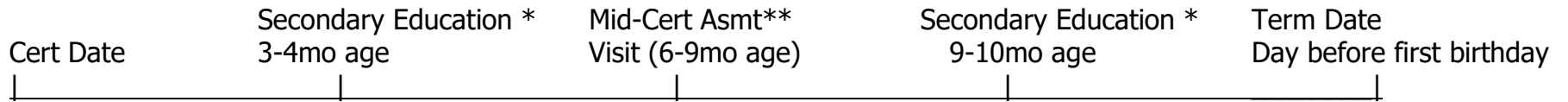
Women who stop breastfeeding when less than 6 months postpartum are eligible to remain on the program as a postpartum woman (NP) until 6 months postpartum. If she stops breastfeeding after 6 months she will terminate from the program.



- III. **Postpartum/Non-lactating Women (NP)** are certified for up to 6 months after actual delivery date (ADD) or termination of pregnancy (live birth, miscarriage, etc.)



IV **Infants under 6mos of age (IBE, IBP, IFF)** are eligible for certification until their first birthday provided they meet eligibility criteria (residency, income, medical risk)

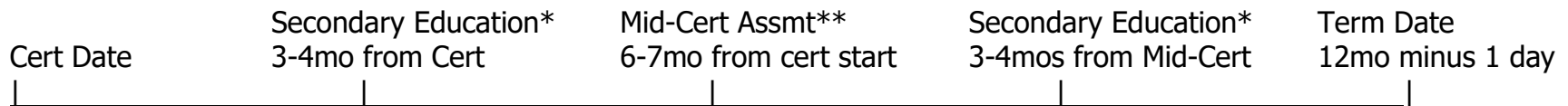


** Infants are expected to be seen and information updated at the Mid-Certification Assessment Visit (after 6 mos of age).

Infants older than 6 months of age (IBE, IBP, IFF) are certified for 6-month intervals.



V. **Children (C1, C2, C3, C4)** are certified for 12 months minus 1 day from cert start date. If a child reaches their fifth birthday during a certification period, the termination date is 1 year minus 1 day from cert start date or the last day of the month in which the child turns five, whichever occurs first.

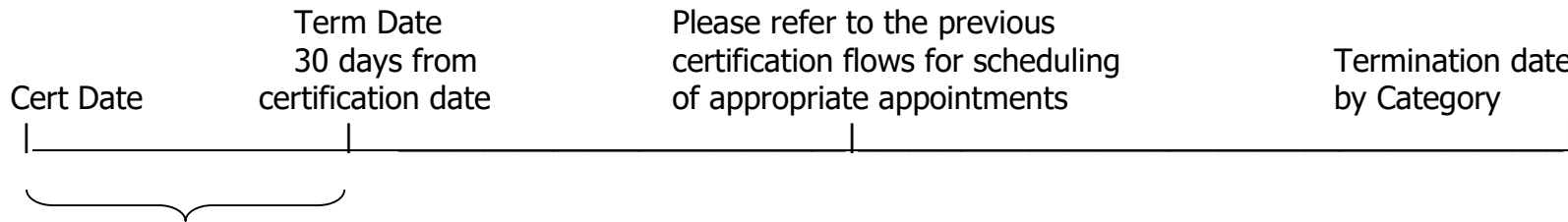


*Secondary education may be virtual or face-to-face.

** Children are expected to be seen and information updated at the Mid-Certification Assessment Visit.

VI. **Short Cert (all categories):** a short certification may be used for applicants/participants that have at least one qualifying nutrition risk and can present any two of the three required proofs (residency, income, identity) at the certification appointment. Support staff prints the 30-Day Certification Form identifying the missing proof, asks the applicant to sign and date the form. The form is then scanned into the WIC MIS and the original given to the applicant.

The full certification process is then completed including risk assessment, nutrition education and benefit issuance. The participant must return to the agency with the required proof within 30 days or they will be terminated from the program.



Missing proof must be documented in IWIC no later than the termination date noted in IWIC.